



SCOTIA PLAZA

PORT Technology
Destination Dispatch
Instructions



SCOTIA PLAZA

For more information, please contact the
Scotia Plaza building management team
416-947-7660




Schindler

PORT Technology Destination Dispatch Access control instructions

A smarter way to move people

This building is equipped with PORT Technology destination-dispatch elevators.

A PORT device is conveniently located in the elevator lobbies of each floor and is simple and easy to use.



It's as easy as 1,2,3




Step 1.

Choose your destination via the touchscreen.



Step 2.

Read your elevator car assignment.

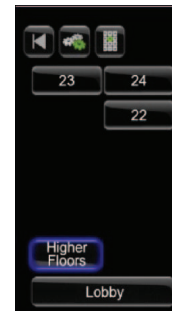
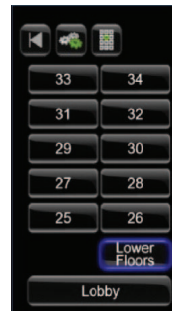


Step 3.

Walk to your assigned elevator and enjoy the ride.

To travel to a floor

To locate your floor, select the "Lower Floors" or "Higher Floors" icon to move to the next screen.



You can also select the "Keypad" icon and enter your destination on the virtual keypad.



Accessibility feature

PORT Technology destination-dispatch elevators offer help for those who may need assistance using the system. The AODA feature provides audible tones and voice commands when activated.




Touch the accessibility button to activate the AODA features.



After hours access

After hours access will require the use of an access card.



Show your access card to the reader on PORT terminal.

After your card is accepted, choose your destination as you normally would.

